

GUIDE



GUIDE ON

TRANSPORT IN MILAN

Made by:
Mark Olano



FRESHMEN BOCCONI 25-26

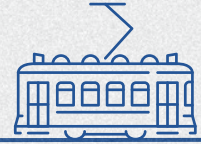
DISCLAIMER:

This guide is not an official Bocconi document. Every information you can find here is to help those in need.

In order to have precise information we strongly suggest using the official sources like the site or Be in Touch and to contact the representatives elected in the collegial bodies for B.Lab.



INDEX



1. PANORAMIC

- 1.1 Metro
- 1.2 Tram
- 1.3 Bus
- 1.4 Urban trains
- 1.5 Useful tips

2. HOW TO GET A TRANSPORT PASS

- 2.1 ATM Card



This guide is written by students with no intention of replacing university materials. It constitutes a useful tool for learning about the University but is not an official source and does not guarantee information as complete as the material recommended by the University itself.

METRO

City and areas

There are 5 metro lines in Milan :

M1

Rho/Bisceglie - Sesto 1° Maggio

M2

**Assago/abbiategrasso - cologno
nord/Gessate**

M3

Comasina - San Donato

M4

San Cristoforo - Linate

M5

San Siro - Bignami

METRO

Important stops

M1

Here are the most important stops of the M1:



Cadorna FN : train station connected to Malpensa Airport by the “Malpensa Express” train

Duomo : main square of the city

METRO

Important stops

M2

Here are the most important stops of the M2:



Centrale FS : main train station in northern Italy

Garibaldi FS : important train station for national trains

Cadorna FN : train station connected to Malpensa Airport by the "Malpensa Express" train

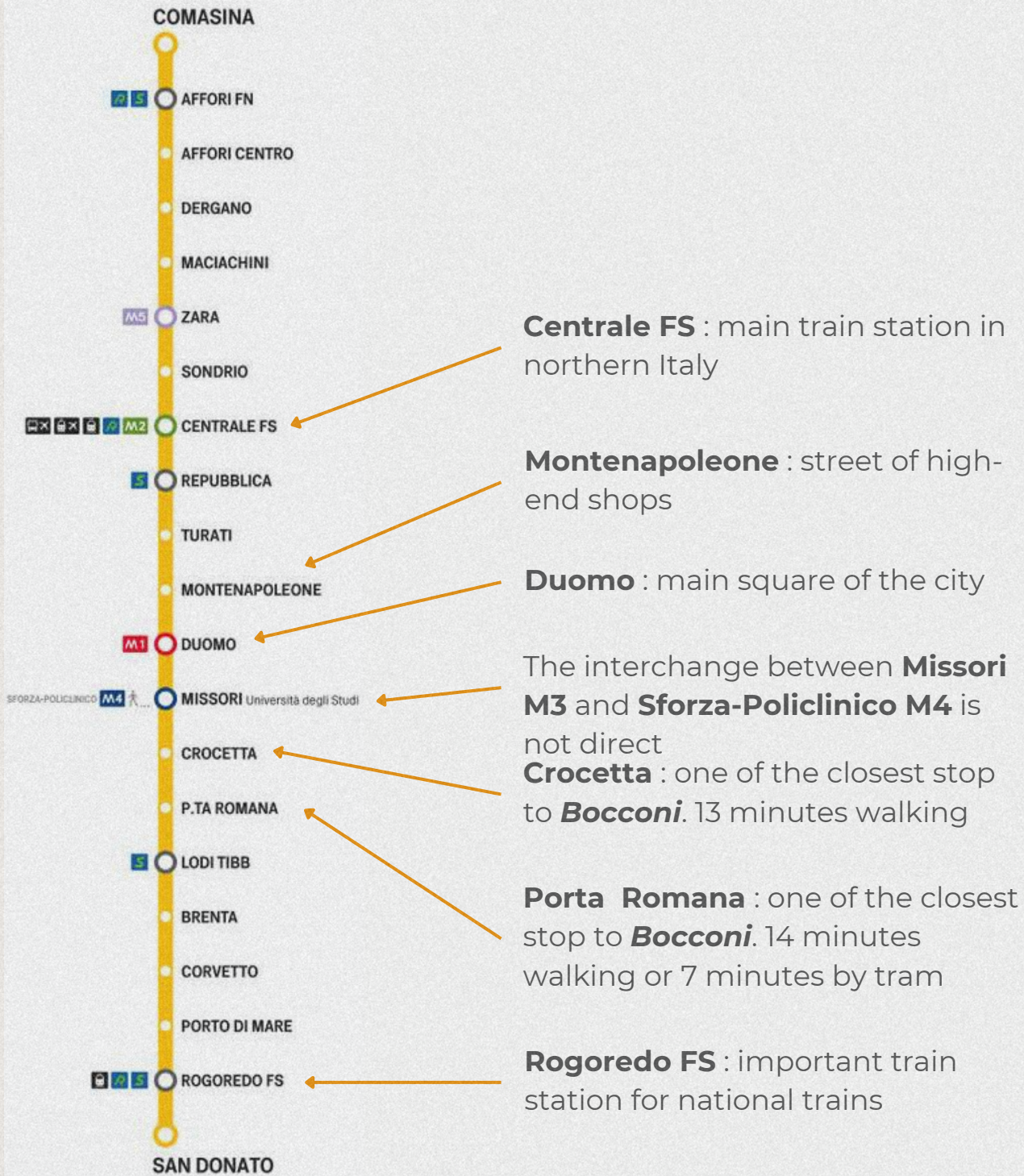
P.TA Genova FS : closest stop to **Bocconi**. 22 minutes walking or 13 minutes by bus

METRO

Important stops

M3

Here are the most important stops of the M3:



METRO

Important stops **M4**

Here are the most important stops of the M4:



Linate Airport : one of the most important airports in Italy

San Babila : close to Duomo, a great stop to reach the city centre

The interchange between **Sforza-Policlinico M4** and **Missori M3** is not direct

Santa Sofia : one of the closest stop to **Bocconi**. 14 minutes walking or 7 minutes by tram

METRO

Important stops

M5

Here are the most important stops of the M5:



Garibaldi FS : important train station for national trains

San Siro stadium : one of the most important stadiums of Europe

TRAM

Main trams

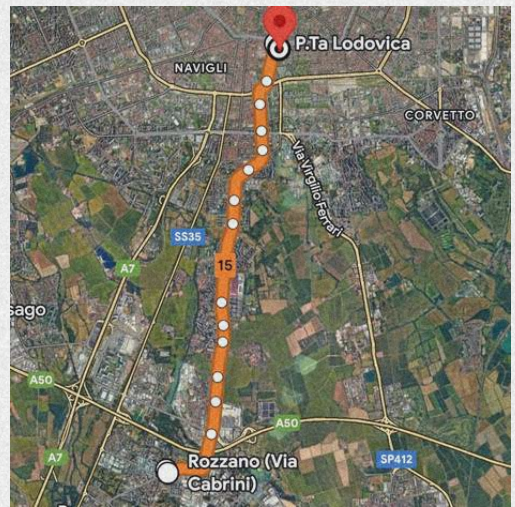
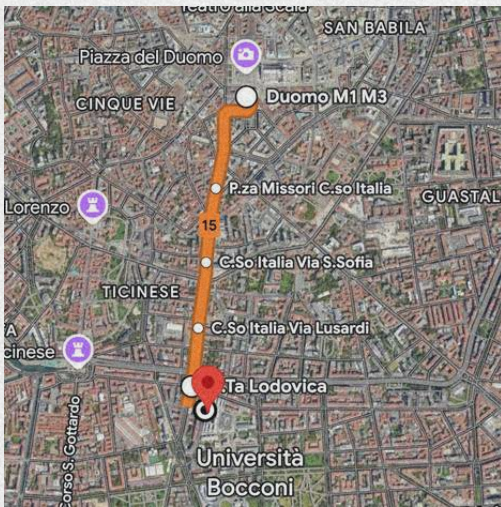
Here there are **only** the **tram that connect Bocconi** with the rest of Milan :

15

Duomo

P.ta Lodovica
(Bocconi)

Rozzano

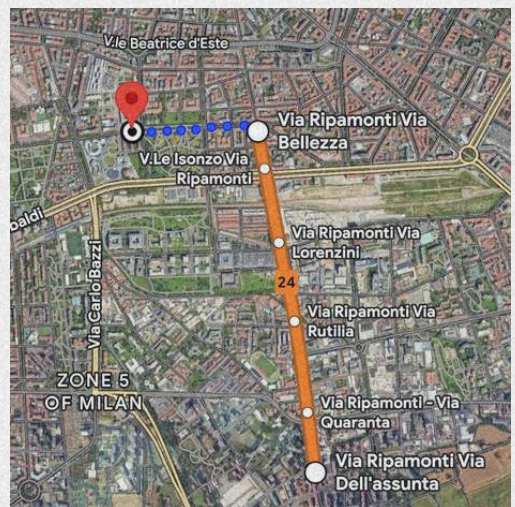
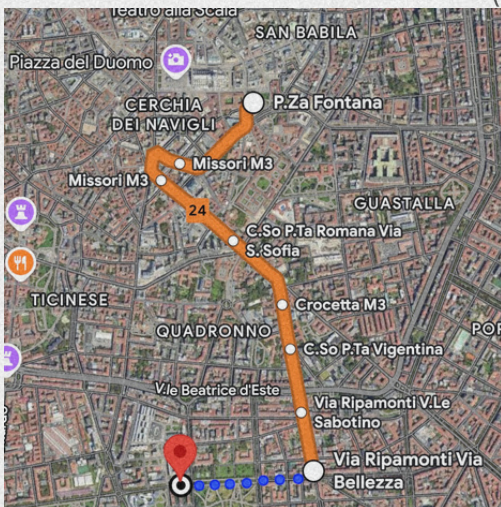


24

Fontana square

Viale Ripamonti
(Bocconi)

Vigentino



TRAM

Main trams

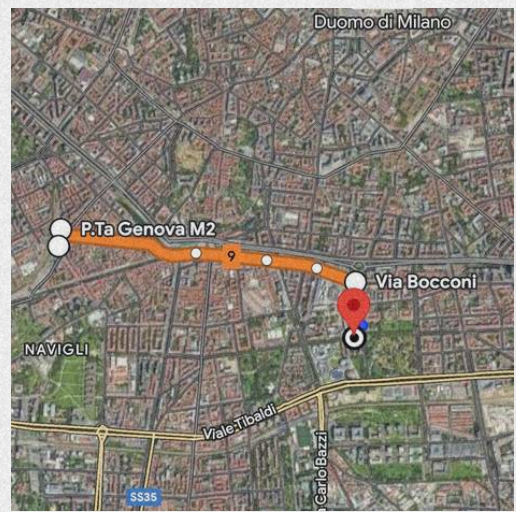
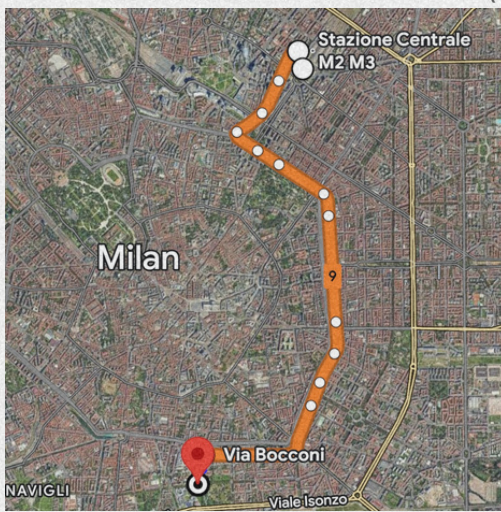
Here there are **only** the **tram that connect *Bocconi*** with the rest of Milan :

9

Centrale FS

Bocconi street
(Bocconi)

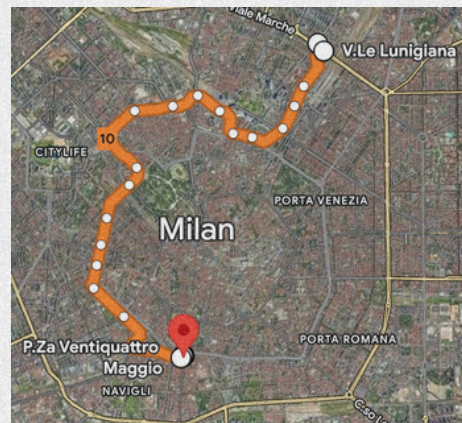
Porta Genova



10

Lunigiana

Closest to Bocconi! → XXIV Maggio



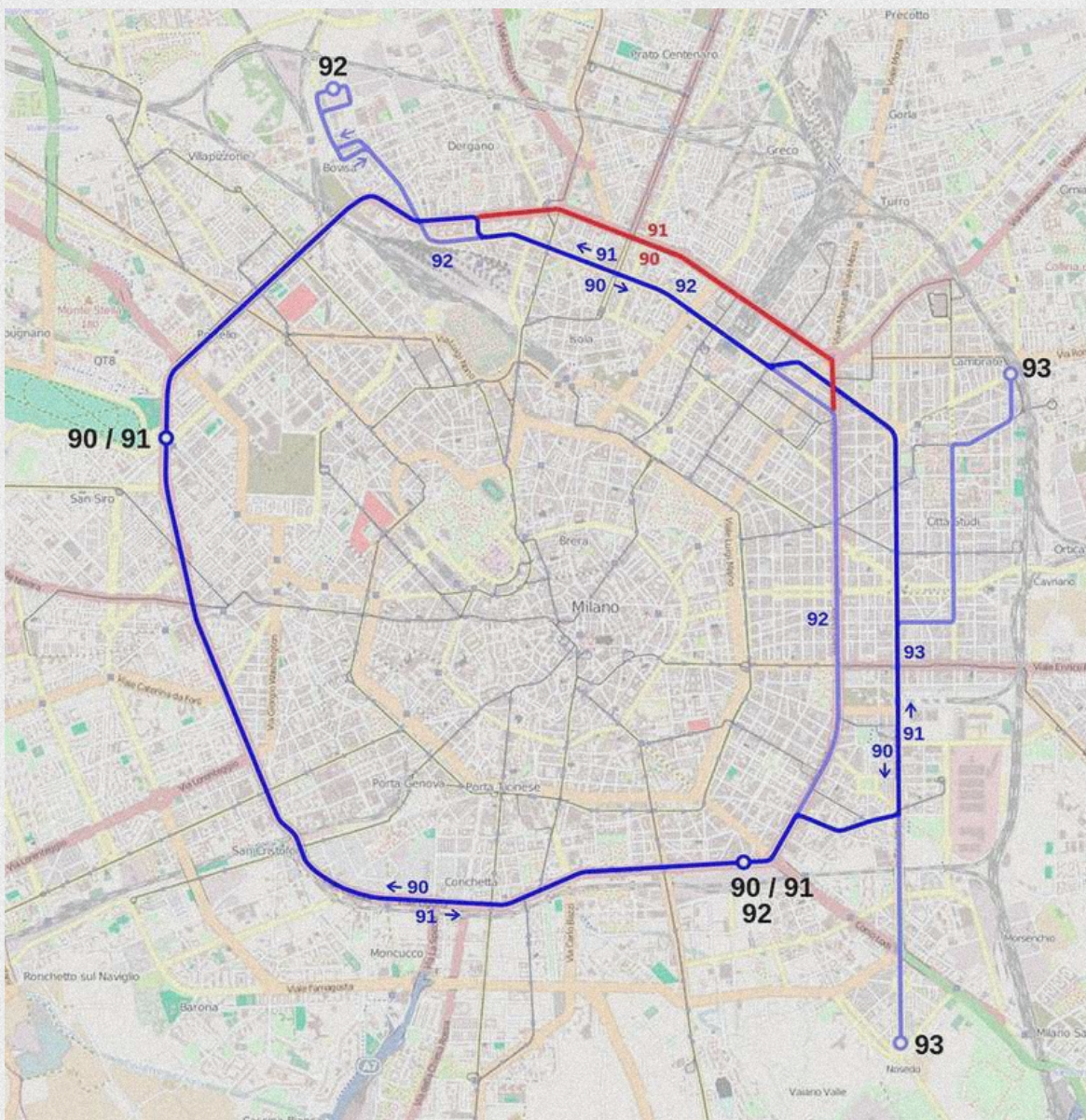
BUS

Main buses

These pages show **only** the **buses that connect *Bocconi*** with the rest of Milan. **90** and **91** are the most historical bus lines of Milan. They form a circular route around the city, running every 15 minutes (30 minutes during the night).

90 runs clockwise

91 runs counterclockwise



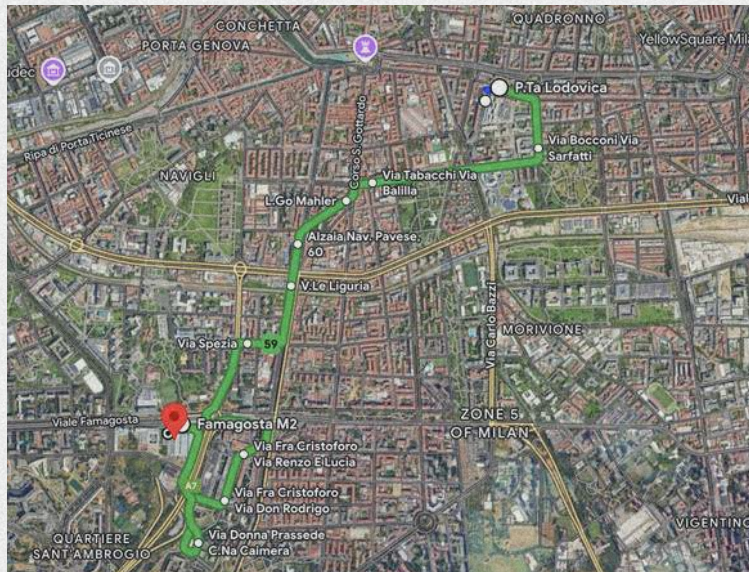
BUS

Main buses

59

Famagosta M2

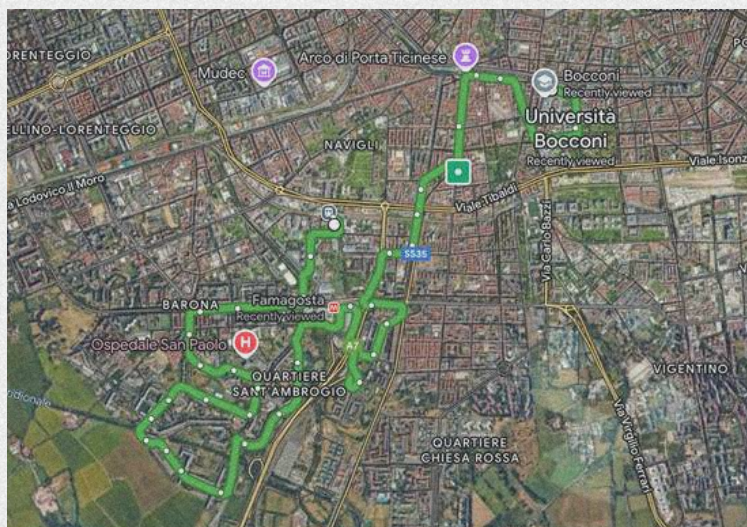
P.Ta Lodovica (Bocconi)



71

Romolo M2

P.Ta Lodovica (Bocconi)



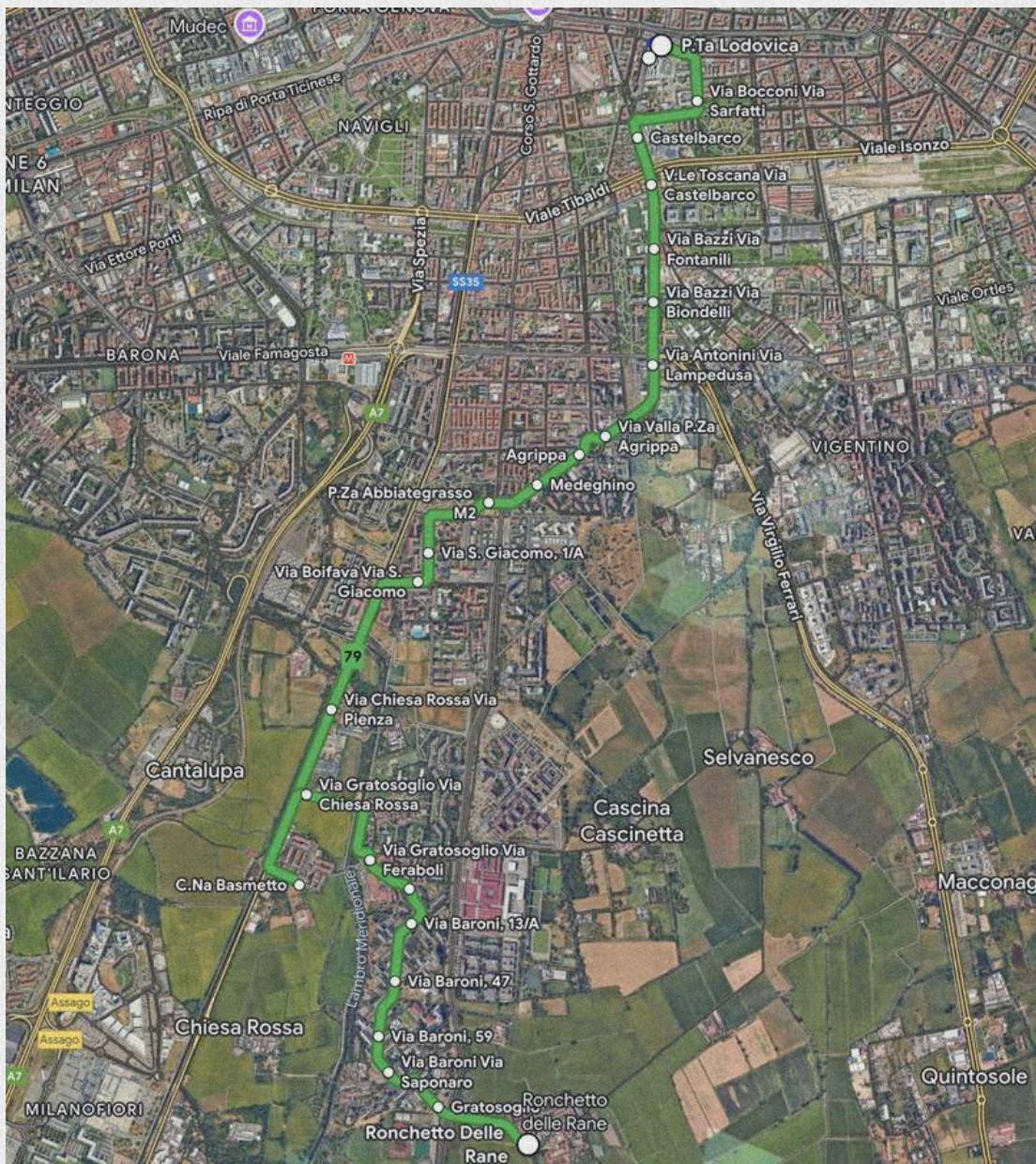
BUS

Main buses

79

Ronchetto delle rane

P.Ta Lodovica (Bocconi)



BUS

Main buses

94

Corso Italia

Bastioni di P.Ta Volta

Closest to Bocconi!



URBAN TRAINS

Main urban trains

There are many trains “passanti” (S lines) that connect the urban and suburban areas of Milan. The ATM pass can be used at all stops within the city limits.

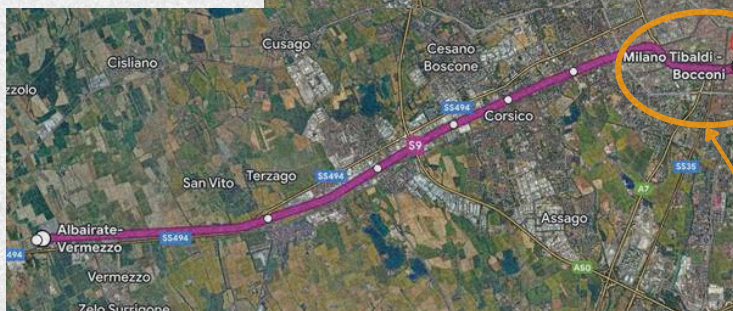
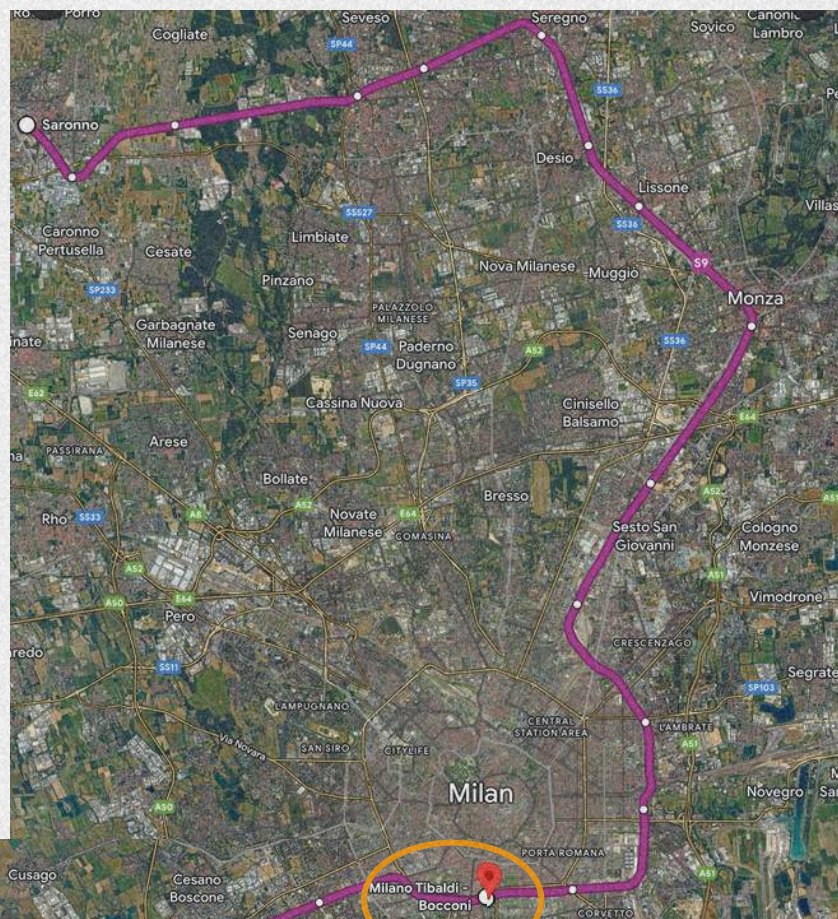
The most useful for **Bocconi** is the **S9**

S9

Albairate

Tibaldi - Bocconi

Saronno



Milano Tibaldi - Bocconi: the closest suburban train station

USEFUL TIPS

Central Station

It is very useful to know that the central station of Milan has many connection with the airports of the region. (These buses are not included in the ATM pass)
Here you can find them :

Bus



Bus



Malpensa express

Malpensa Express is a train that provides fast connections from Malpensa to the main stations in Milan. (This train is not included in the ATM pass)



USEFUL TIPS

USEFUL TRAVEL APPS

Here are some useful apps to help you get around Milan and the surrounding areas



ATM Milano Official App:

Useful app for staying updated on issues affecting Milan's transit lines, strikes, and for purchasing tickets.

 **App Store**


 **Play Store**



Trenord:

App for traveling around Lombardy. You can purchase tickets for regional trains and the "Malpensa Express".

 **App Store**

 **Play Store**



Trenitalia:

App for traveling across Italy and Europe. You can purchase tickets for trains and the "Malpensa Express".

 **App Store**

 **Play Store**

HOW TO GET A TRANSPORT PASS

Get your card

1. Register at the following [link](#)*
2. Select “request a new card”

Home | Italiano | Contacts | Logout

GIROMILANO TRAVEL WITH ATM OTHER SERVICES THE GROUP ASK ATM RESERVED AREA

Reserved area / Home Reserved Area

Home Reserved Area

Manage cards, passes & summaries

Add a new card

Renew your pass

Request a new card

Reissue of expiring card

Card delivery status

Contactless payments

Pay fines

Your profile

Home Reserved Area

Hi,
welcome to your personal area. Select a service from the buttons or from the main menu. See below some information.

- **Do you need a pass?** Choose [Request a new card](#)
- **Do you already have an electronic card?** Choose [Manage cards, passes & summaries](#) to save it and manage all operations, like buying a new pass
- If your card **expires by March 31st 2026**, we renew it at no cost by placing the card on the totem at any metro stations
- **Chosen name for transgender and non-binary people.** Request it [here](#).

Renew your pass

Manage cards, passes & summaries

Request a new card

Contactless payments

3. Enter your date of birth
4. Next, you will see a list of available transport passes. Select the one that best suits your needs (remember, since you've already entered your age, you will only see the transport passes for your age group)
5. Enter you details
6. Choose whether you want it delivered to your address or if you prefer to pick it up from one of the self-service machines at the metro stations.
7. Pay and collect your card.

* To view the website in English, click on “English” at the top of the page (where “Italiano” is shown in the image).

**TO KNOW
MORE**



Mark Olano

✉ mark.olano@studbocconi.it

📷 [@mark_olano._](https://www.instagram.com/mark_olano._)

DISCLAIMER

This guide is not an official Bocconi document. Every information you can find here is to help those in need.

In order to have precise information we strongly suggest using the official sources like the site or Be in Touch and to contact the representatives elected in the collegial bodies for B.Lab.

